



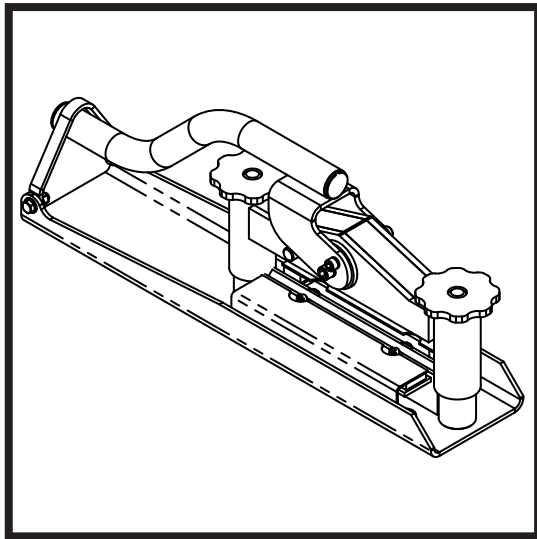
870/30001/2  
10/21

# BELLE MINIPAVE BLOCK SPLITTER



**ULTIMATE**  
LIFTING SOLUTIONS

TEL: 01384 986 026  
WWW.ULSLIFTING.COM



Ⓒ Operators Manual

2



BELLE  
LIGHT  
CONSTRUCTION  
EQUIPMENT



**ULTIMATE**  
LIFTING SOLUTIONS

TEL: 01384 986 026  
WWW.ULSLIFTING.COM



## Introduction

EXCELLENT CHOICE! The “MINIPAVE” you have chosen will give many years of trouble free operation with only basic periodic maintenance required.

Safe operation depends on reliable equipment and the use of proper operating procedures. Performing the checks and services described in this manual will help keep your machine in good condition. These recommended operation procedures will help you to avoid unsafe practices. Safety notes have been included to help you avoid injury and prevent damage to the equipment. These notes are not intended to cover all eventualities; it is impossible to anticipate and evaluate all possible methods of operation. Therefore, you are the only person who can guarantee safe operation and maintenance. It is important that any procedure not specifically recommended in this manual be thoroughly evaluated from the standpoint of safety before it is implemented.



### CAUTION

*The product can be at risk. The machine or yourself can be damaged or injured if procedures are not carried out in the correct way.*



### WARNING

*The life of the operator can be at risk.*



## WARNING



### WARNING

*Before you operate or carry out any maintenance on this machine **YOU MUST READ** and **STUDY** this manual.*

**KNOW** how to safely use the unit's controls and what you must do for safe maintenance. (NB Be sure that you know how to switch the machine off before you switch on, in case you get into difficulty.)

**ALWAYS** wear or use the proper safety items required for your personal protection. If you have **ANY QUESTIONS** about the safe use or maintenance of this unit, ASK YOUR SUPERVISOR OR CONTACT: **Altrad Belle (UK): +44 (0) 1298 84606**



## Contents

Safety Guidelines .....	2
Safety Checks .....	3
Technical Data .....	3
Warranty .....	4

*Altrad Belle reserves the right to change machine specification without prior notice or obligation.*



## Safety Guidelines

### Pre-start Inspection

- **INSPECT** your machine. Have any malfunctioning, broken or missing parts corrected or replaced before use.
- **VERIFY** that all the instruction and safety labels are in place and readable. These are as important as any other equipment on the machine.
- **CHECK** for **WARNING** tags placed on the machine. **DO NOT** operate the equipment until repairs have been made and the **WARNING** tags are removed by authorized personnel.

### Operating

- **NEVER** use the equipment if you are unwell, or under the influence of alcohol or drugs.
- Place material between knives, resting the material level on Stone Rails. Bring the operating lever into the horizontal position and adjust blade gap so that the top knife is just touching the material. In this position, when the lever is pulled down, the material will be cut. This also gives adequate clearance when loading the machine with similar material.

### Maintenance

- **ALWAYS** replace damaged or lost decals. Refer to the Parts Manual for the proper location and part number of all decals.

## Safety Checks



Before starting each day, in addition to the 10 minute daily routine maintenance, check the following items to ensure trouble free performance



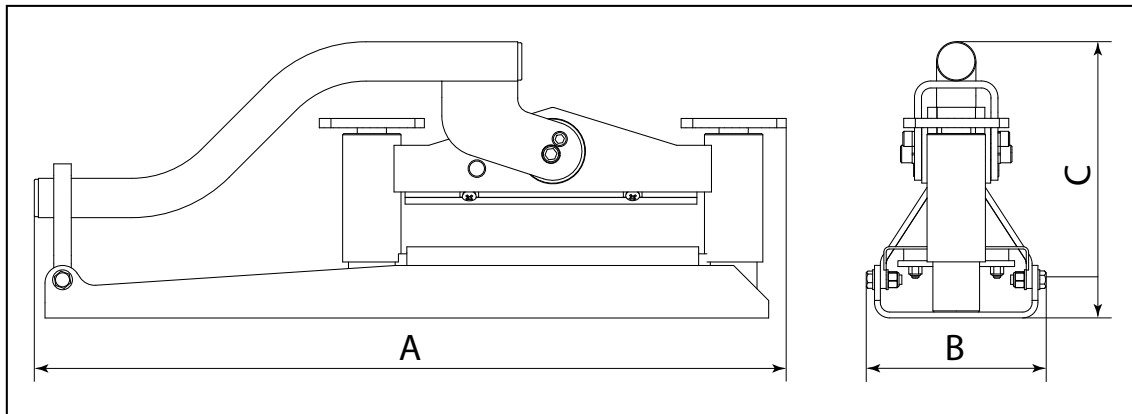
### CAUTION

*Improper maintenance can be hazardous. Read and understand SAFETY PRECAUTIONS AND GUIDELINES before you perform any maintenance, service or repairs.*

1. Only operate with knives in good condition.
2. Inspect the entire unit for loose bolts/nuts, damaged or missing parts and repair or replace them as needed.
3. Ensure that the handle is fully upright after cutting and before loading next item.
4. Eye protection should be worn.
5. Never leave the machine with handle raised - leave in lower or locked position.
6. Be observant of people and obstructions within the work area.

**ALWAYS use genuine replacement parts supplied by Altrad Belle.**

## Technical Data



Model	Minipave
A - Length (mm)	659
B - Width (mm)	140
C - Height (mm)	244
Maximum Cutting Length (mm)	250
Maximum Block Depth (mm)	87
Minimum Block Depth (mm)	47
Weight (Kg)	18
Cutting Force (Kg / kN)	3200 / 31.4



## Warranty

Your new Altrad Belle Minipave is warranted to the original purchaser for a period of one-year (12 months) from the original date of purchase. The Altrad Belle warranty is against defects in design, materials and workmanship.

The following are not covered under the Altrad Belle warranty:

1. Damage caused by abuse, misuse, dropping or other similar damage caused by or as a result of failure to follow assembly, operation or user maintenance instructions.
2. Alterations, additions or repairs carried out by persons other than Altrad Belle or their recognised agents.
3. Transportation or shipment costs to and from Altrad Belle or their recognised agents, for repair or assessment against a warranty claim, on any machine.
4. Materials and/or labour costs to renew, repair or replace components due to fair wear and tear.

Altrad Belle and/or their recognised agents, directors, employees or insurers will not be held liable for consequential or other damages, losses or expenses in connection with or by reason of or the inability to use the machine for any purpose.

### Warranty Claims

All warranty claims should firstly be directed to Altrad Belle, either by telephone, by Fax, by Email, or in writing.

### For Warranty Claims:

Tel: +44 (0)1298 84606

Fax: +44 (0)1298 84073

Email : [warranty.dept@altrad-belle.com](mailto:warranty.dept@altrad-belle.com)

### Write to:

Altrad Belle Warranty Department, Sheen, Nr. Buxton, Derbyshire, SK17 0EU, England.

### Warranty Registration:

In the bid for ALTRAD Belle to become greener and more eco friendly, we have now introduced online Warranty registration. To access the registration page of our website, please use the following address:-

[http://www.bellegroup.com/index.php?p=warranty\\_registration](http://www.bellegroup.com/index.php?p=warranty_registration)

Alternatively, please scan the adjacent QR Code (Quick Response Code) using your smartphone to access the registration page.



## Replacement Parts

When maintaining this product only the manufacturers original, genuine replacement parts may be used.

The user will lose any possible claims if replacement parts used are other than the makers original replacement parts.

Replacement parts for this product can be ordered online 24 hours a day, 7 days a week at [www.Altrad-Belle247.com](http://www.Altrad-Belle247.com)


For more information regarding the availability of replacement parts for this product, please contact Altrad Belle using the following contact details:-

Tel:- +44 (0)1298 84606

Fax:- +44 (0)1298 84073

Email:- [sales@altrad-belle.com](mailto:sales@altrad-belle.com)

Alternatively, please scan the adjacent QR Code (Quick Response Code) using your smartphone to access the Altrad Belle online parts portal.



# ULTIMATE LIFTING SOLUTIONS

TEL: 01384 986 026  
[WWW.ULSLIFTING.COM](http://WWW.ULSLIFTING.COM)