

# MX 1016

## MANUAL STACKER




### MX STACKER

MX Series is a robust and resistant stacker perfect to lift and transport your loads. Reinforced forks, steel pulley and forks precisely driven by rollers, among its main features, make it an excellent compromise between price and performance. The machine is also equipped with a foot pedal to lift forks, which considerably reduces the operator's effort.



### TILLER

Increased ergonomic handle thanks to plastic cover and the 3 position control lever (down, neutral, up) to make lifting and transport operation even "lighter".



### STEEL PULLEY

A sturdy chain and a strong steel pulley ensure great resistance and reliability even working at maximum load capacity.



## FOOT PEDAL

The foot pedal can be used instead of the handle to raise the stacker forks to the desired height.



## WHEELS CONFIGURATIONS

### STANDARD:

Nylon steering wheels and nylon rollers



## Description

1.1 Manufacturer	LIFTER		
1.3 Drive	Manual		
1.4 Operator type	Pedestrian		
1.5 Load capacity	Q	Kg	1000
1.6 Load centre distance	c	mm	600
1.8 Load axle to end forks	x	mm	800
1.9 Wheel base	y	mm	1240

## Weights

2.1 Service weight	Kg	210
2.2 Axle load, laden rear	Kg	901
2.2 Axle load, laden front	Kg	309
2.3 Axle load, unladen front	Kg	129
2.3 Axle load, unladen rear	Kg	81

## Tyres/Chassis

3.1 Tyres: stabilizers wheels - front		NYLON
3.1 Tyres: rear wheels		NYLON
3.3 Tyre size: Load rollers - Diameter	mm	80
3.3 Tyre size: Load rollers - Width	mm	70
3.4 Tyre size: stabilizers wheels front - Diameter	mm	150
3.4 Tyre size: stabilizers wheels front - Width	mm	40
3.5 Tyre size: rear wheels - Q.ty (X=driven)	nr	2
3.6 Tread, front	b10 mm	600
3.7 Tread, rear	b11 mm	380

## Dimensions

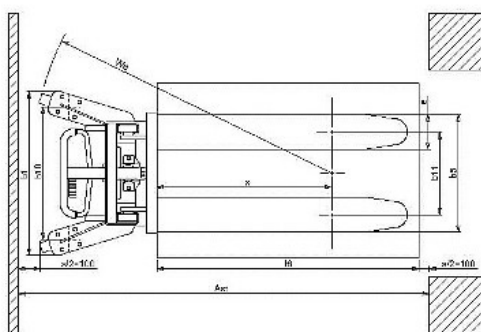
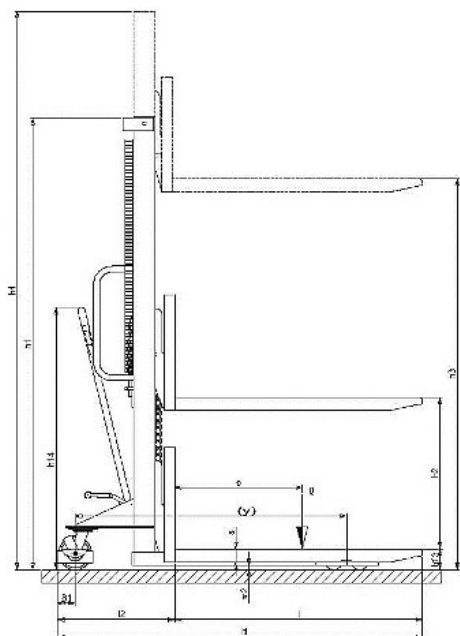
4.2 Height, mast lowered	h1 mm	1970
4.3 Normal free lifting	h2 mm	1510
4.4 Lift height	h3 mm	1510
4.5 Height, mast extended	h4 mm	1970
4.9 Height of tiller in drive position max	h14 mm	1090
4.15 Height, lowered	h13 mm	90
4.19 Overall length	l1 mm	1690
4.20 Length to face of forks	l2 mm	540
4.21 Overall width	b1 mm	740
4.22 Fork dimensions - Thickness	s mm	60
4.22 Fork dimensions - Width	e mm	170
4.22 Fork dimensions - Length	l mm	1150
4.24 Fork carriage width	b3 mm	550
4.25 Distance between fork arms	b5 mm	550
4.32 Ground clearance, centre of wheelbase	m2 mm	30
4.34 Aisle width	Ast mm	2166
4.35 Turning radius	Wa mm	1400

## Performance data

5.2 Lifting speed laden	m/s	73
5.2 Lifting speed unladen	m/s	73
5.3 Lowering speed laden	m/s	0.12
5.3 Lowering speed unladen	m/s	0.03

## Residual lifting capacity

Lifting height (H3) 1600 mm	Kg	1000
-----------------------------	----	------



The information is aligned with the Data file at the time of download. Printed on 13/01/2021 (ID 644)

©2021 | PR INDUSTRIAL s.r.l. | All rights reserved | Image shown may not reflect actual package.  
Specifications subject to change without notice

